

Model: [3507](#)
35 FRAME PLUNGER PUMP

Specs

Max Flow	10 gpm
Min Pressure:	100 psi
Max Pressure:	5000 psi
Inlet Port Size:	1.5
Discharge Port Size:	0.75
RPM:	915
Drive Type(s):	Belt
Material:	Nickel Aluminum Bronze (NAB)

Description:

This is a triplex (three plunger rods) positive displacement, reciprocating, plunger pump, constructed of Nickel Aluminum Bronze manifolds, 316SS valve assemblies, solid ceramic plungers and standard NBR (Buna-N) seals and o-rings. These higher capacity plunger pumps are suitable for multi-gun and multi-nozzle, high pressure systems and pumping special liquids such as salt water. [See also 316SS Block-Style models]

Datasheet: [3507, 3507C, 3517, 3517C Data Sheet](#)

Service Manual: [35 Frame Plunger Service Manual](#)

Accessories:

Oil



[6107](#)

Crankcase Oil


Regulator



[7720](#)

Pressure Regulator

Unloader



[7536](#)

Multiple Gun Pressure Unloader

Relief / Pop-Off Valve



[7536.100](#)

SS Pressure Relief Valve

Pressure Gauge



[6087](#)

Pressure Gauge

Pulsation Dampener



NO IMAGE AVAILABLE

[701520](#)

Pulsation Dampener - Rebuild NBR

Captive Acceleration Tube



[711500](#)

Captive Acceleration Tube


Inlet Filter



[7108.8](#)

Inlet Filter


Flexible Inlet Hose



[990850](#)

Flexible Inlet Hose

Flexible Discharge Hose



[990858](#)

Flexible Discharge Hose

LPS Monitors



[30290](#)

LPS Monitor



[30290.120AC](#)

LPS Monitor

Other



[34334](#)

Oil Drain Kit