

Model: 530
7 FRAME PLUNGER PUMP

Specs

Max Flow:	5 gpm
Min Pressure:	100 psi
Max Pressure:	2500 psi
Inlet Port Size:	0.5
Discharge Port Size:	0.37
RPM:	1100
Drive Type(s):	Belt
Material:	N/A

Description:


This is a triplex [three plunger rods] positive displacement, reciprocating, plunger pump, constructed of a forged brass manifold, 304SS valve assemblies, solid ceramic plungers and standard NBR [Buna-N] seals and o-rings.

Datasheet: [530-550 Data Sheet](#)


Service Manual: [5-15 Frame Plunger Service Manual](#)

Accessories:


- Oil**




[6107](#) Crankcase Oil
- Regulator**




[7003](#) Pressure Regulator
- Relief / Pop-Off Valve**



[33962](#) Pop-Off Valve
- Pressure Gauge**



[6089](#) Pressure Gauge
- Pulsation Dampener**



[6029](#) Prrrr-O-Lator-Rechg-NBR
- Captive Acceleration Tube**



[711500](#)

Captive Acceleration Tube

Inlet Filter



[7104.4](#)

Inlet Filter

Flexible Inlet Hose



[990840](#)

Flexible Inlet Hose

Flexible Discharge Hose



[990836](#)

Flexible Discharge Hose

Other



[34334](#)

Oil Drain Kit